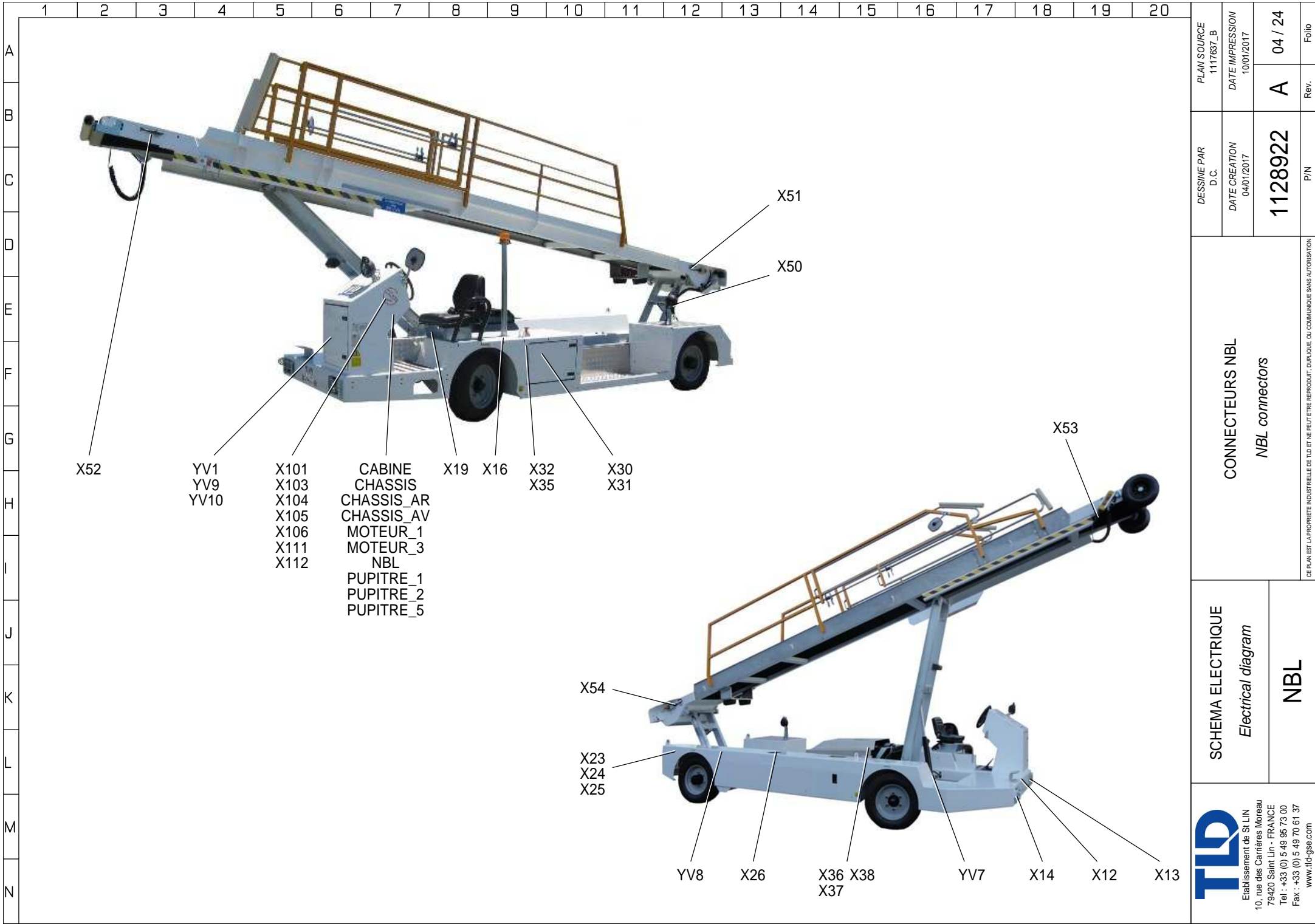
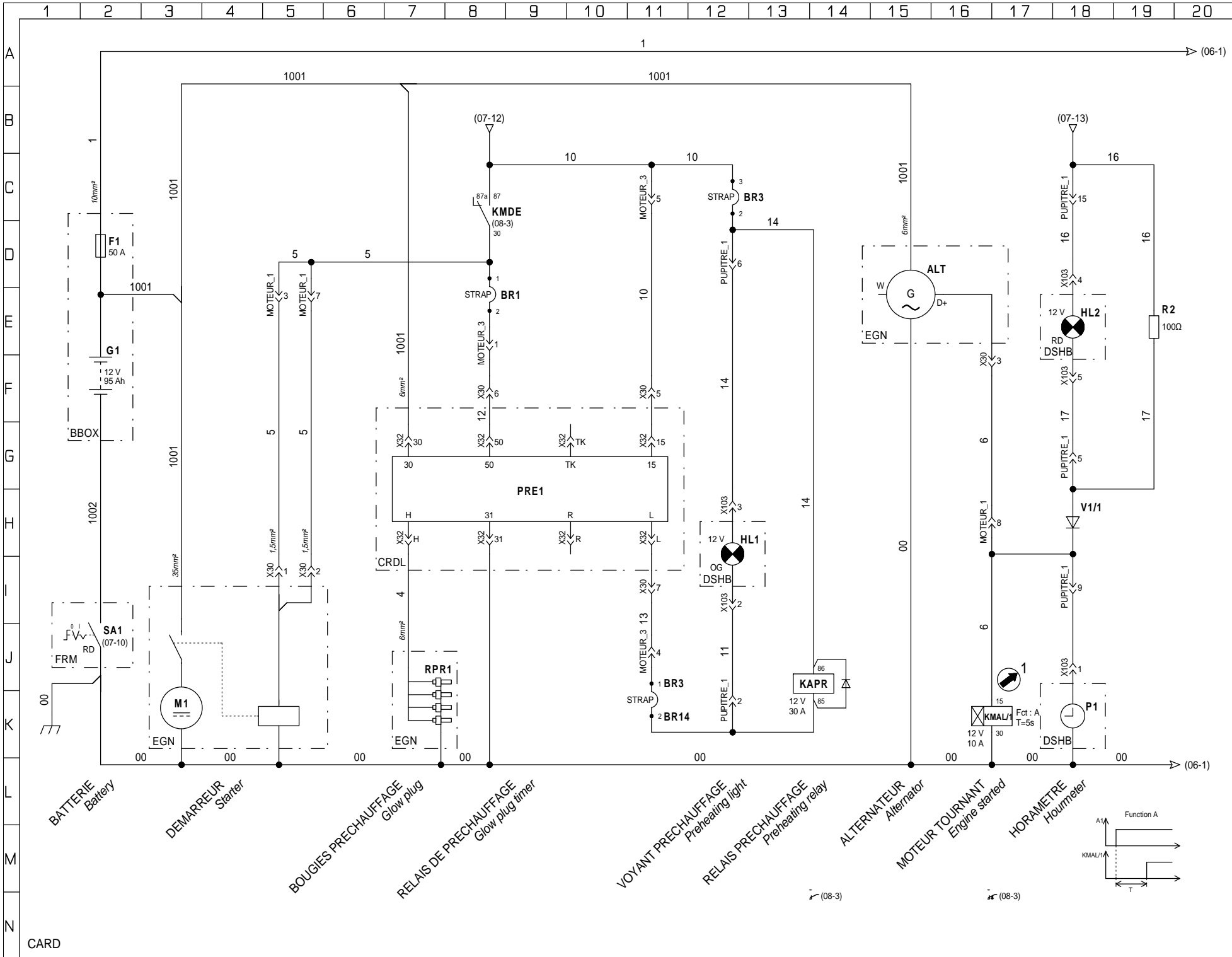
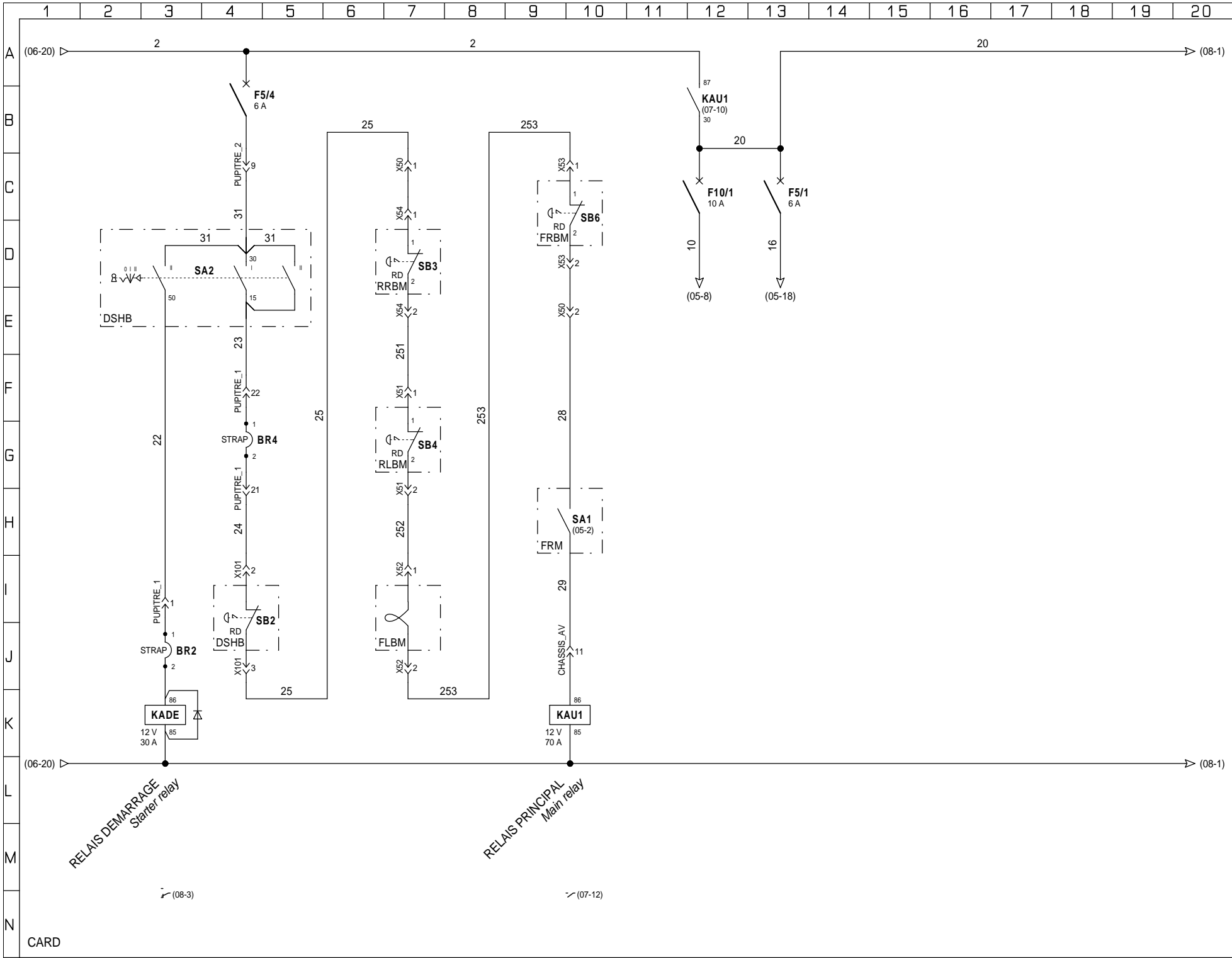


	1	2	3	4	5	6	7	8	9	10	11	12	13	14	15	16	17	18	19	20																																																																																																																																																																																																																																																																																																																																																																																																																																																																																																																																																																															
A											<div>SCHEMA ELECTRIQUE</div> <div>Electrical diagram</div> <div>NBL</div> <div>STANDARD</div>										PLAN SOURCE 1117637_B	DATE IMPRESSION 10/01/2017	A	01 / 24	Folio																																																																																																																																																																																																																																																																																																																																																																																																																																																																																																																																																																										
B																																																																																																																																																																																																																																																																																																																																																																																																																																																																																																																																																																																																			
C																																																																																																																																																																																																																																																																																																																																																																																																																																																																																																																																																																																																			
D																																																																																																																																																																																																																																																																																																																																																																																																																																																																																																																																																																																																			

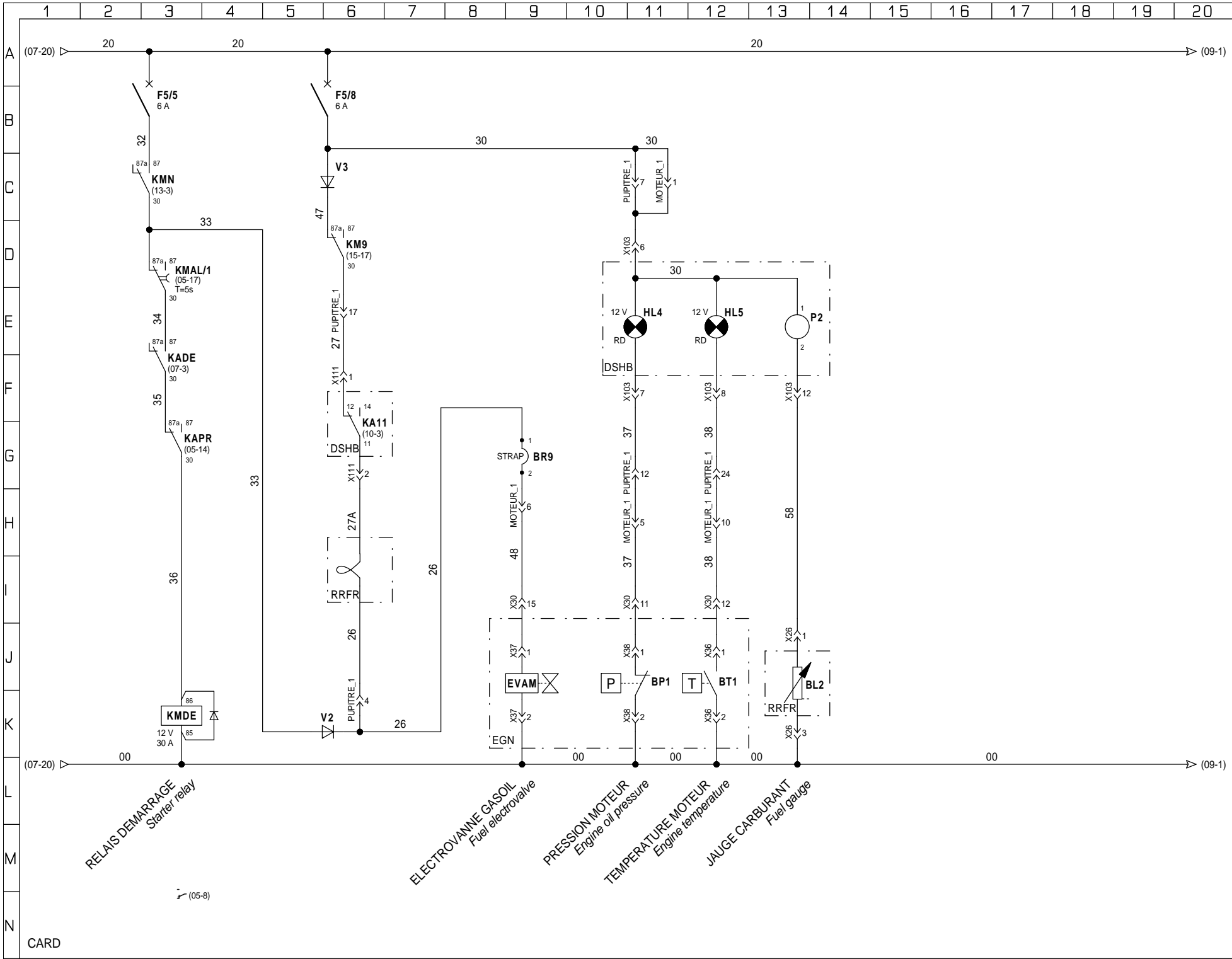


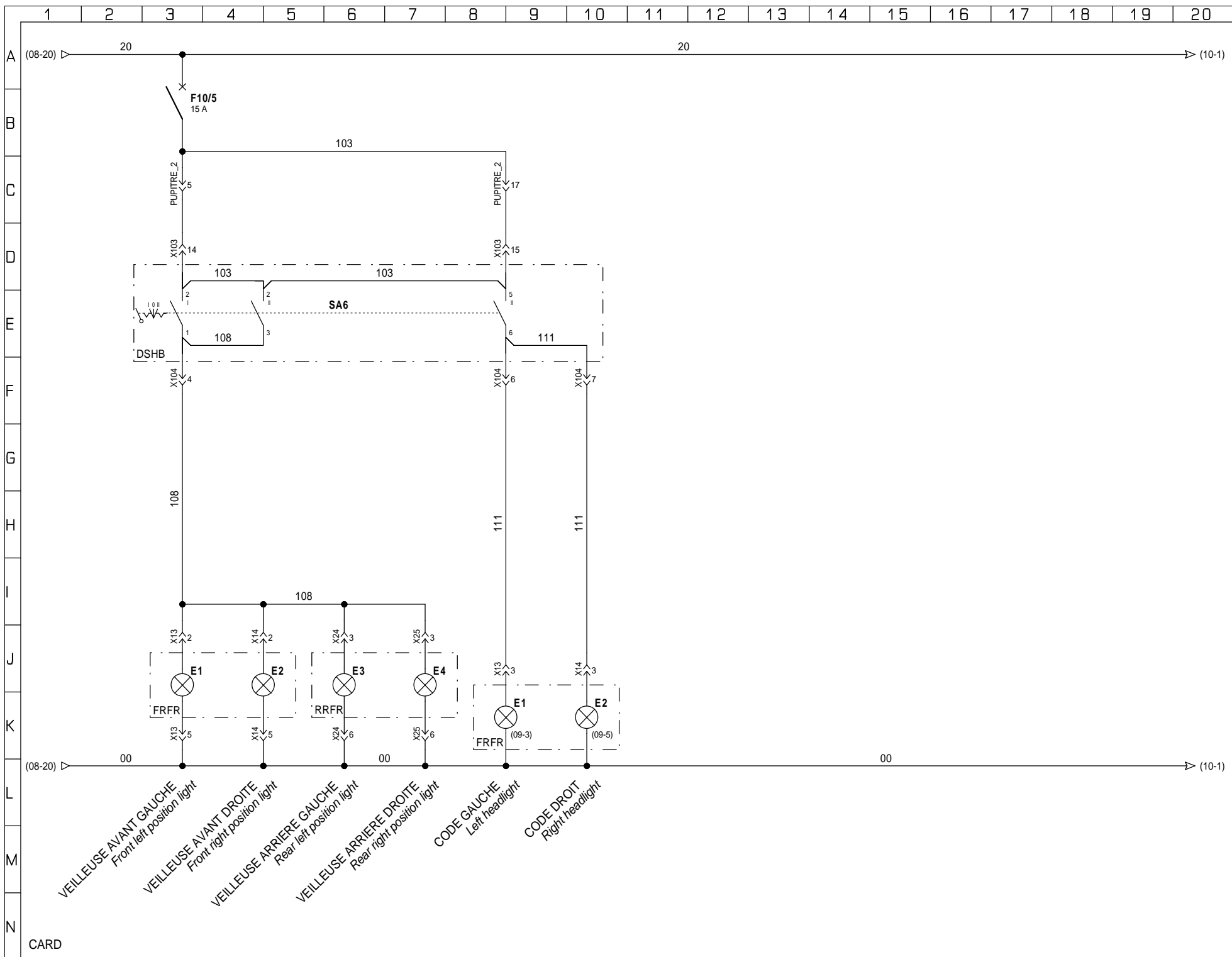


PLAN SOURCE 1117637_B	DESSINE PAR D.C.	BATTERIE, DEMARREUR, PRECHAUFFAGE	
	DATE CREATION 04/01/2017	Battery, starter, preheating	
DATE IMPRESSION 10/01/2017	1128922	NBL	
05 / 24	Rev.	Folio	
A	P/N	CE PLAN EST LA PROPRIETE INDUSTRIELLE DE TLD ET NE PEUT ETRE REPRODUIT, DUPLIQUE, OU COMMUNIQUE SANS AUTORISATION	



<div><div>Etablissement de St LIN 10, rue des Carrières Moreau 79420 Saint Lin - FRANCE Tel : +33 (0) 5 49 95 73 00 Fax : +33 (0) 5 49 70 61 37 www.tld-gse.com</div></div>		<div>SCHEMA ELECTRIQUE <i>Electrical diagram</i></div> <div>NBL</div>		<div>CLE CONTACT, COMMANDE DEMARRAGE <i>Ignition key, starter control</i></div>		<div>DESSEINE PAR D.C.</div>	<div>PLAN SOURCE 1117637_B</div>
				<div>DATE CREATION 04/01/2017</div>	<div>DATE IMPRESSION 10/01/2017</div>		
				<div>1128922</div>	<div>A</div>	<div>07 / 24</div>	
<div>DE PLAN EST LA PROPRIETE INDUSTRIELLE DE TLD ET NE PEUT ETRE REPRODUIT, DUPLICATION, OU COMMUNIQUE SANS AUTORISATION</div>				<div>P/N</div>	<div>Rev.</div>	<div>Folio</div>	





SCHEMA ELECTRIQUE
Electrical diagram

NBL

TLD
Etablissement de St LIN
10, rue des Carrières Moreau
79420 Saint Lin - FRANCE
Tel : +33 (0) 5 49 95 73 00
Fax : +33 (0) 5 49 70 61 37
www.tld-gse.com

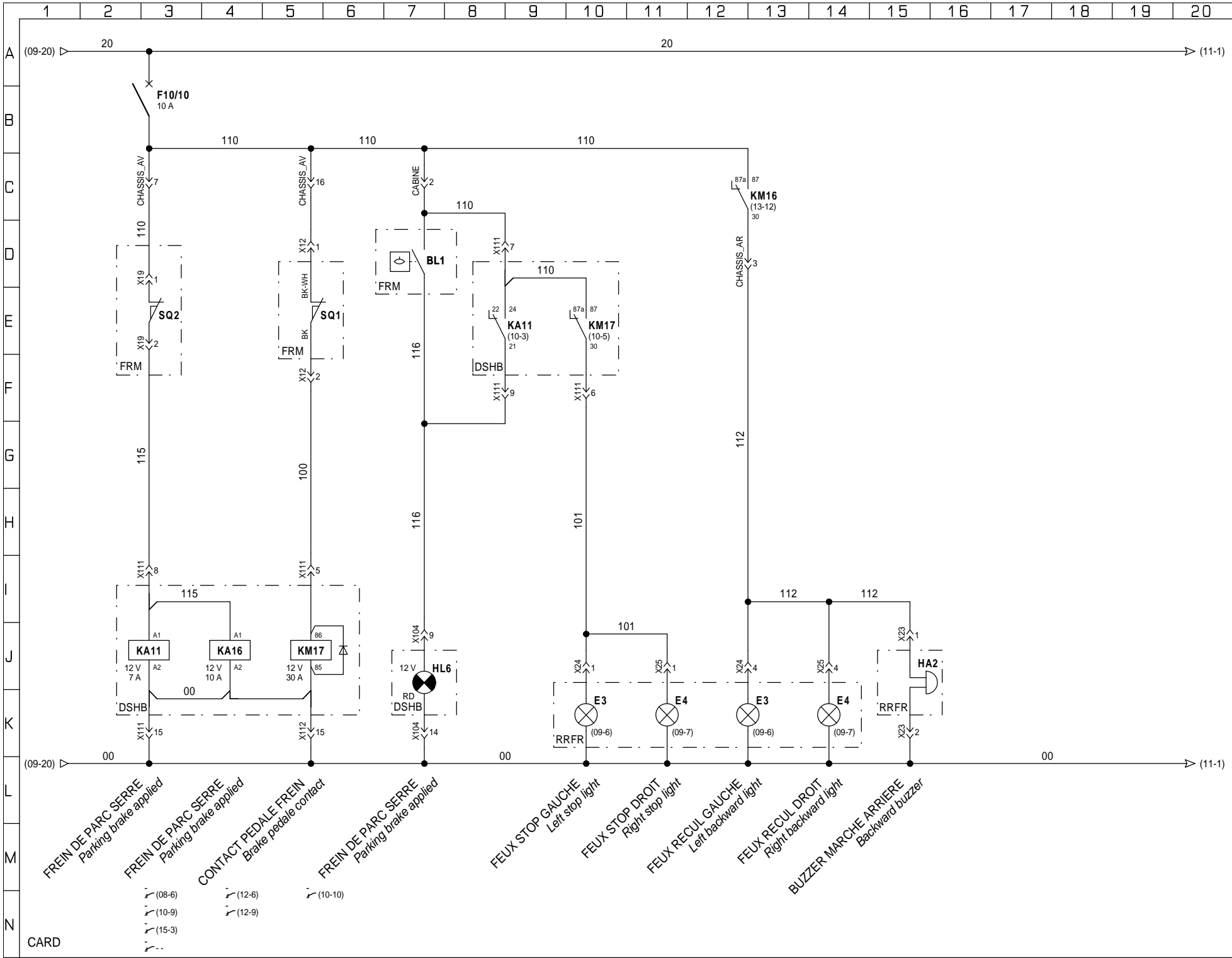
VEILLEUSES, CODES
Position lights, headlights

DESSINE PAR	DATE CREATION
D.C.	04/01/2017

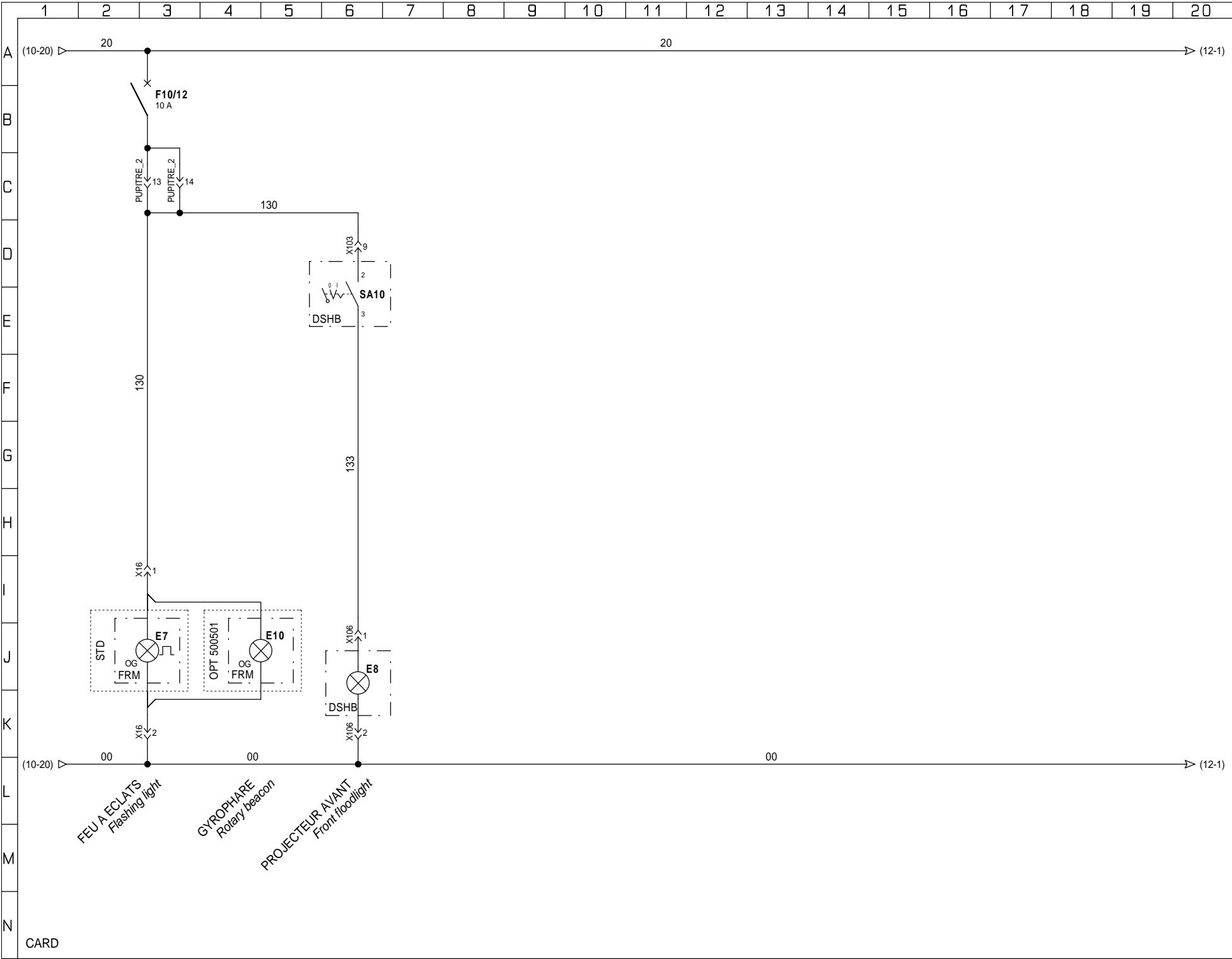
1128922

PLAN SOURCE 1117637_B	DATE IMPRESSION 10/01/2017	A 09 / 24	Folio
--------------------------	-------------------------------	-----------	-------

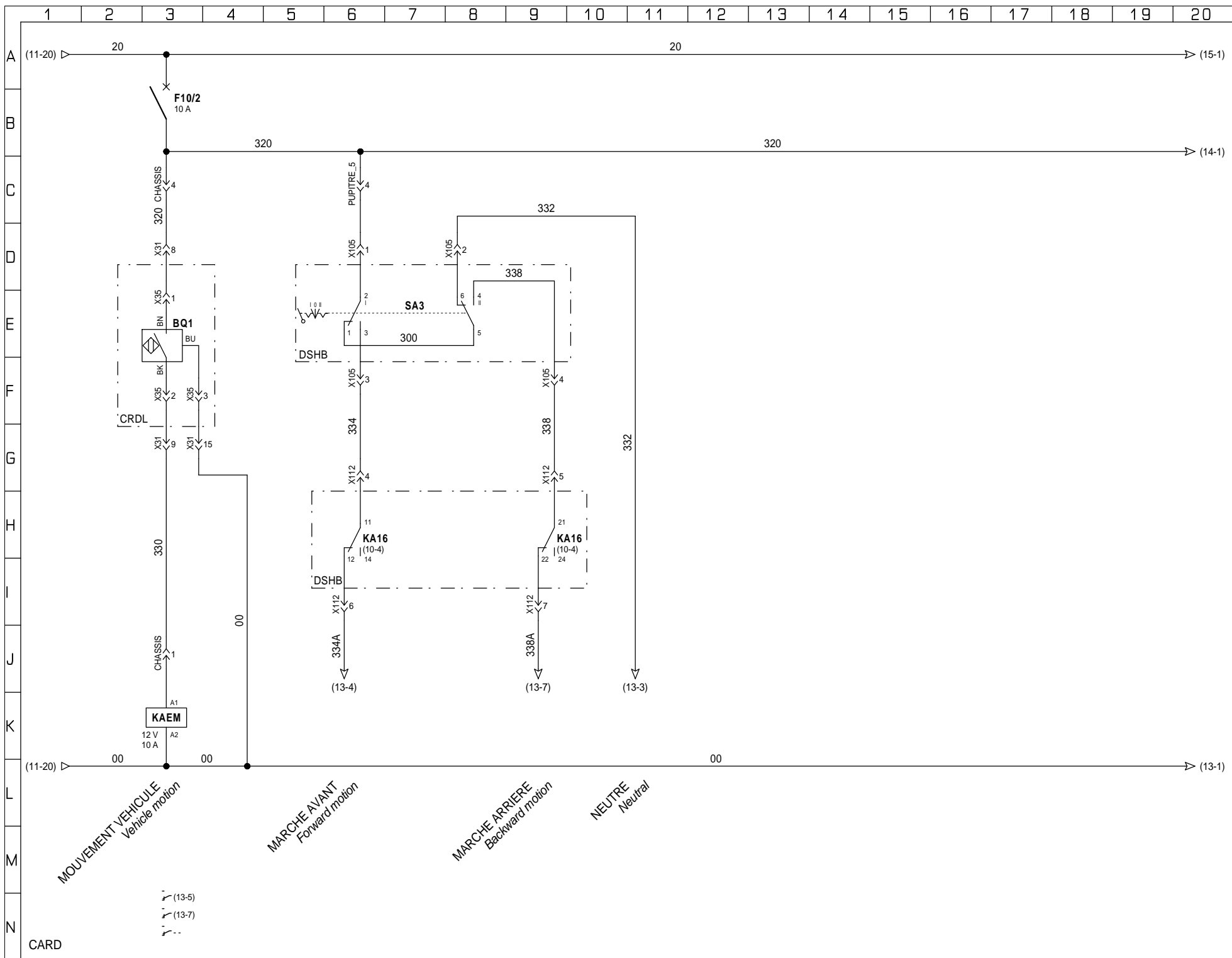
CE PLAN EST LA PROPRIÉTÉ INDUSTRIELLE DE TLD ET NE PEUT ÊTRE REPRODUIT, DUPLIQUÉ, OU COMMUNIQUÉ SANS AUTORISATION



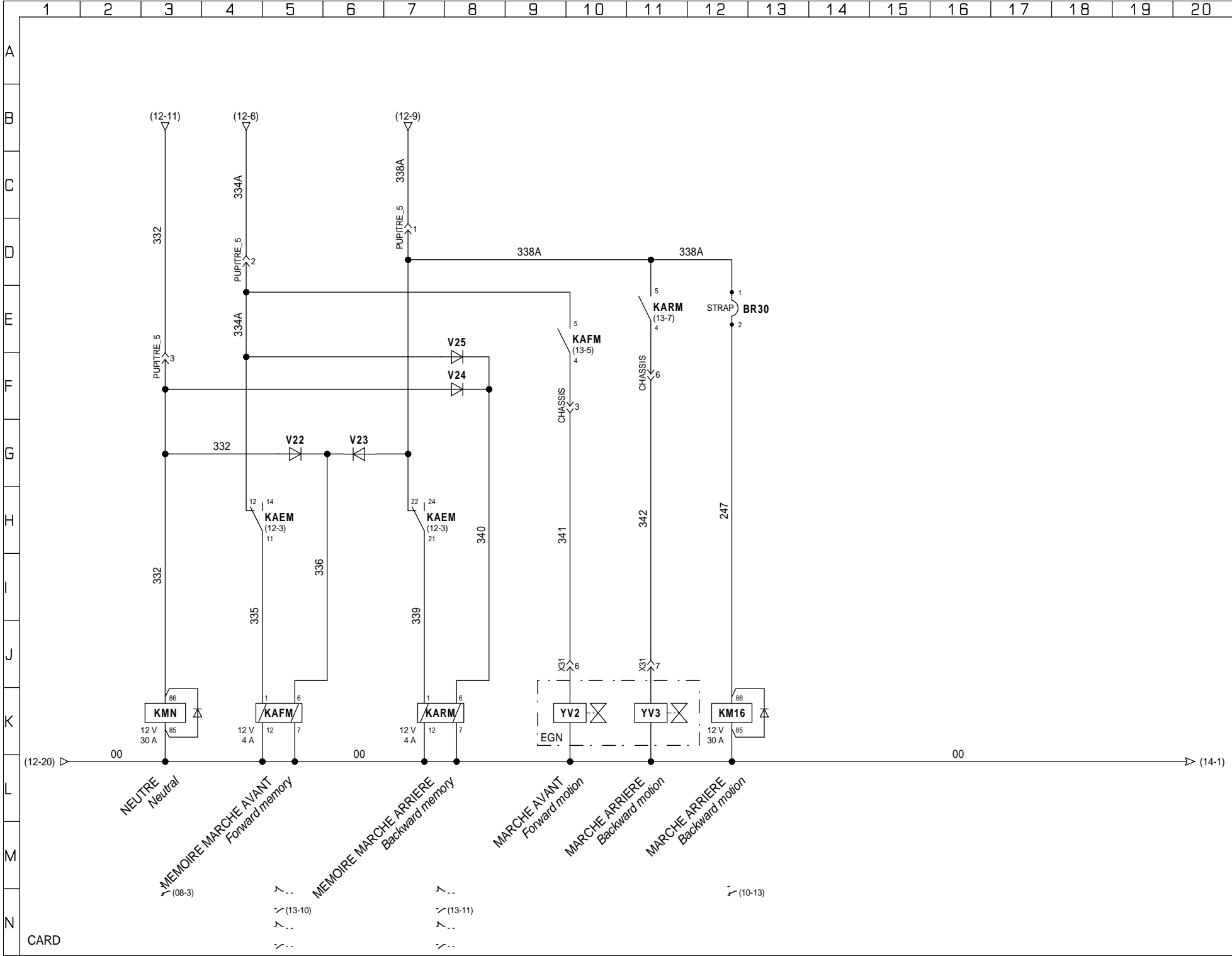
<div><div>Etablissement de St LIN 10, rue des Carrières Moreau 79420 Saint Lin - FRANCE Tel : +33 (0) 5 49 95 73 00 Fax : +33 (0) 5 49 70 61 37 www.tld-gse.com</div></div>	<div>SCHEMA ELECTRIQUE <i>Electrical diagram</i></div> <div>NBL</div>	<div>FREIN DE PARC, FEUX STOP <i>Parking brake, stop lights</i></div>	DESSINE PAR D.C.	PLAN SOURCE 1117637_B		
			DATE CREATION 04/01/2017	DATE IMPRESSION 10/01/2017		
			1128922		A	10 / 24
					Rev.	Folio
CE PLAN EST LA PROPRIETE INDUSTRIELLE DE TLD ET NE PEUT ETRE REPRODUIT, DUPLIQUE, OU COMMUNIQUE SANS AUTORISATION						



<div><div>Etablissement de St LIN 10, rue des Carrières Moreau 79420 Saint Lin - FRANCE Tel : +33 (0) 5 49 95 73 00 Fax : +33 (0) 5 49 70 61 37 www.tld-gse.com</div></div>	SCHEMA ELECTRIQUE <i>Electrical diagram</i>		PROJECTEUR, FEUX A ECLATS <i>Floodlights, flashing light</i>		DESSINE PAR D.C.	PLAN SOURCE 1117637_B	
	NBL				DATE CREATION 04/01/2017	DATE IMPRESSION 10/01/2017	
					1128922	A	11 / 24
CE PLAN EST LA PROPRIETE INDUSTRIELLE DE TLD ET NE PEUT ETRE REPRODUIT, DUPLIQUE, OU COMMUNIQUE SANS AUTORISATION							
Rev.							Folio

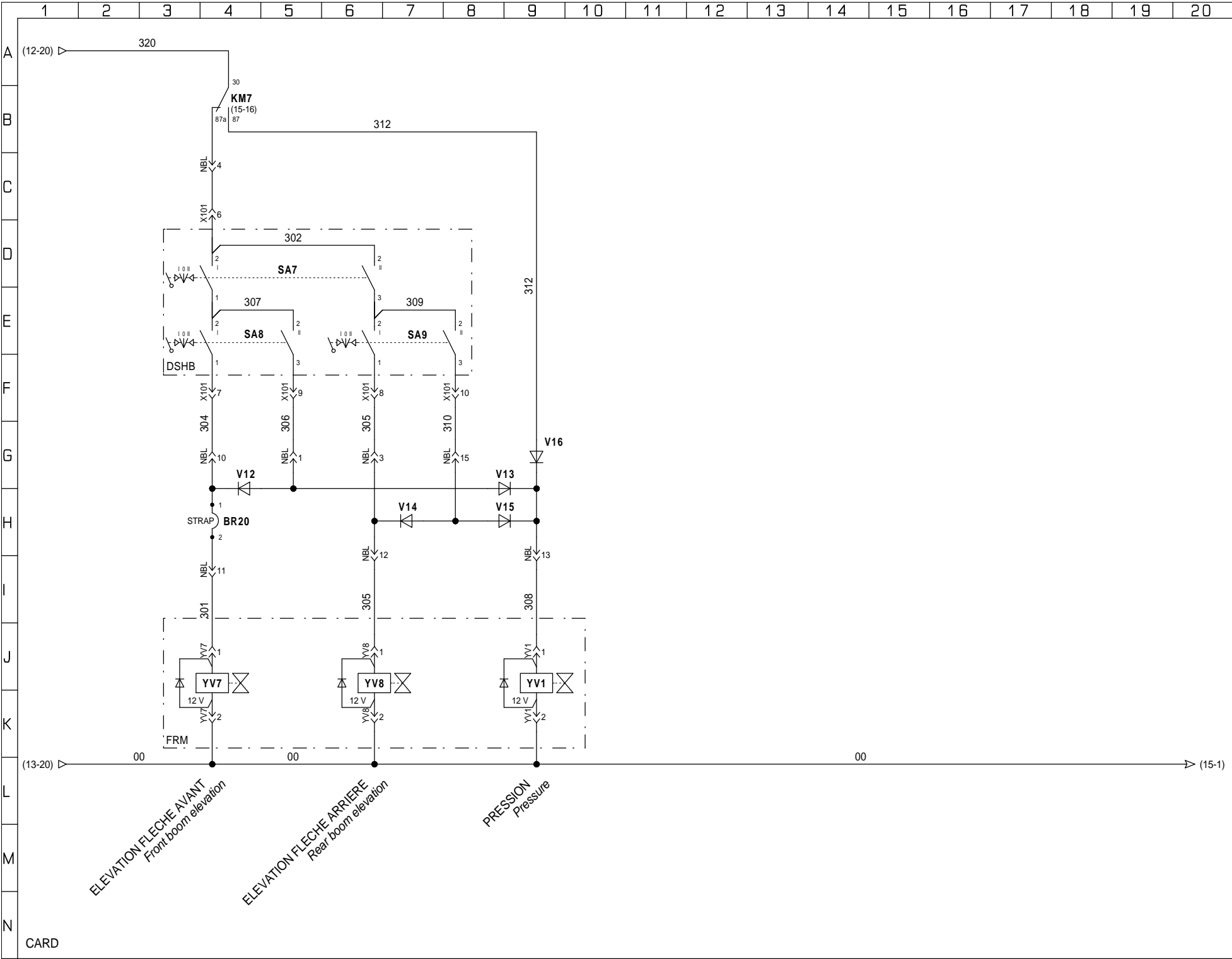


<div><p>Etablissement de ST LIN 10, rue des Carrières Moreau 79420 Saint Lin - FRANCE Tel : +33 (0) 5 49 95 73 00 Fax : +33 (0) 5 49 70 61 37 www.tld-gse.com</p></div>	SCHEMA ELECTRIQUE <i>Electrical diagram</i>	MOUVEMENT VEHICULE, CDE DIRECTION <i>Vehicle motion detection, direction ctrl</i>	DESSINE PAR D.C.	PLAN SOURCE 1117637_B	
	NBL		DATE CREATION 04/01/2017	DATE IMPRESSION 10/01/2017	
			1128922	A	12 / 24
	CE PLAN EST LA PROPRIETE INDUSTRIELLE DE TLD ET NE PEUT ETRE REPRODUIT, DUPLIQUE, OU COMMUNIQUE SANS AUTORISATION.				
			P/N	Rev.	Folio

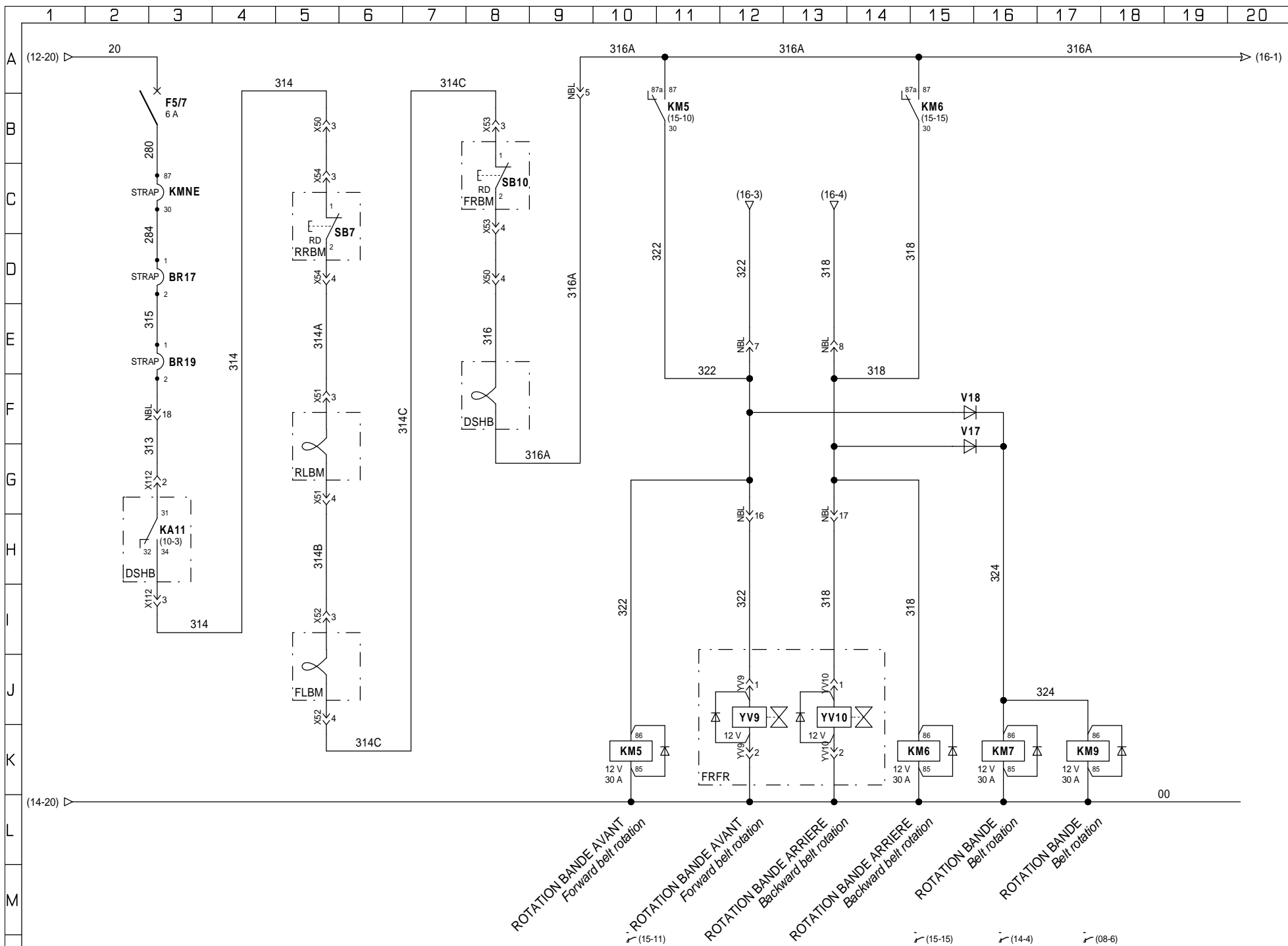


SCHEMA ELECTRIQUE Electrical diagram	ELECTROVANNE MARCHE AVANT, ARRIERE Forward, backward valve		DESSINE PAR D.C.	PLAN SOURCE 1117637_B
	NBL		DATE CREATION 04/01/2017	DATE IMPRESSION 10/01/2017
13 / 24		Rev.	P/N	Folio
A		1128922	1128922	

CE PLAN EST LA PROPRIETE INDUSTRIELLE DE TLD ET NE PEUT ETRE REPRODUIT, DUPLIQUE, OU COMMUNIQUE SANS AUTORISATION



<div><div>Etablissement de St LIN 10, rue des Carrières Moreau 79420 Saint Lin - FRANCE Tel : +33 (0) 5 49 95 73 00 Fax : +33 (0) 5 49 70 61 37 www.tld-gse.com</div></div>	SCHEMA ELECTRIQUE <i>Electrical diagram</i>	COMMANDE ELEVATION FLECHE <i>Boom elevation control</i>	DESSINE PAR D.C.	PLAN SOURCE 1117637_B	
	NBL		DATE CREATION 04/01/2017	DATE IMPRESSION 10/01/2017	
			1128922	A	14 / 24
			P/N	Rev.	Folio
CE PLAN EST LA PROPRIETE INDUSTRIELLE DE TLD ET NE PEUT ETRE REPRODUIT, DUPLIQUE, OU COMMUNIQUE SANS AUTORISATION					



CARD

SCHEMA ELECTRIQUE
Electrical diagram

COMMANDE ROTATION BANDE

DESSINE PAR	PLAN SOURCE
D C	4447627 B

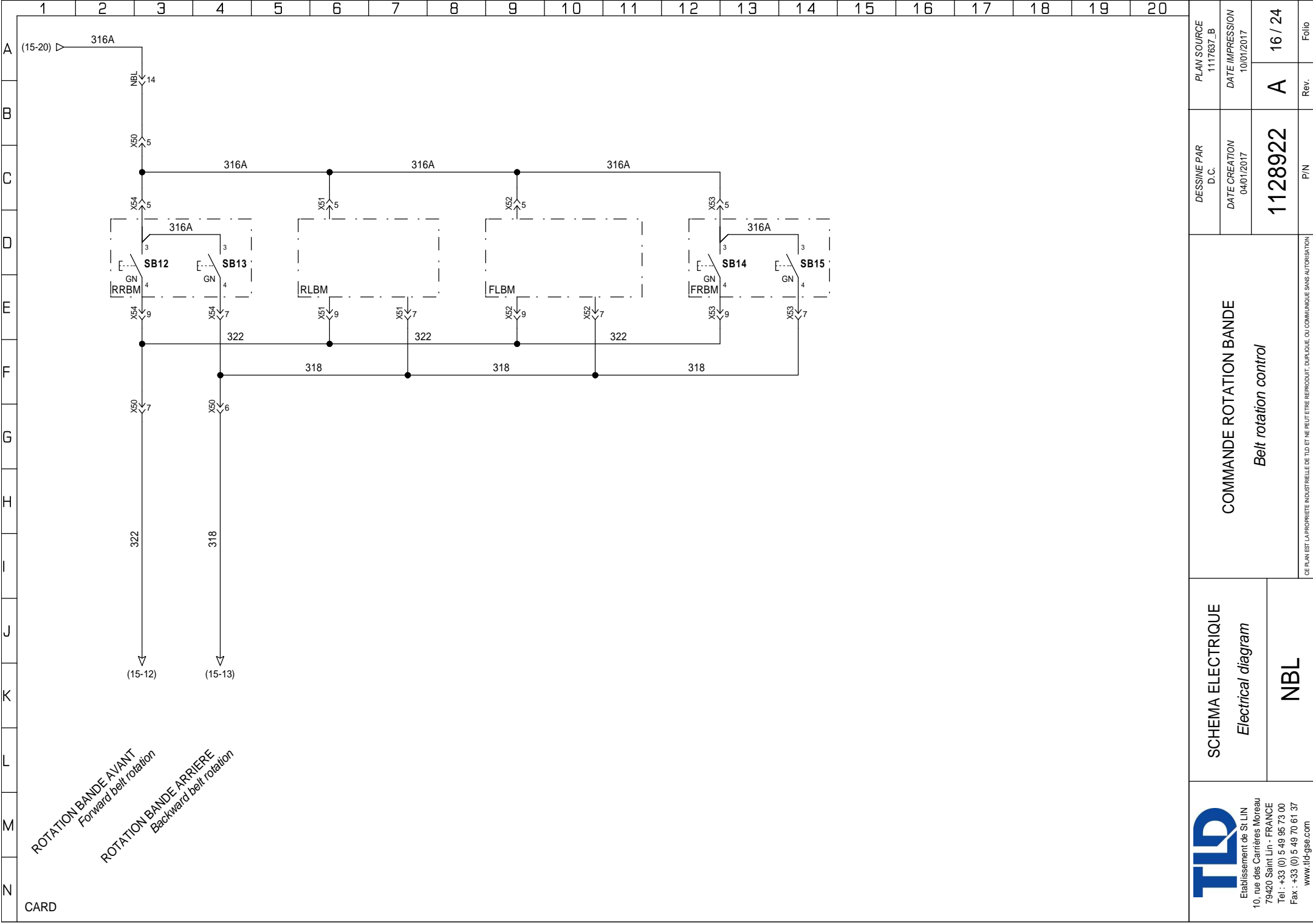
DATE CREATION	DATE IMPRESSION
04/01/2017	10/01/2017

1128922	A	15 / 24
---------	---	---------

CE PLAN EST LA PROPRIETE INDUSTRIELLE DE TLD ET NE PEUT ETRE REPRODUIT, DUPLIQUE, OU COMMUNIQUE SANS AUTORISATION	P/N	Rev.	Folio
---	-----	------	-------

NBL

TLD
Etablissement de ST LIN
10, rue des Carrières Moreau
79420 Saint Lin - FRANCE
Tel : +33 (0) 5 49 95 73 00
Fax : +33 (0) 5 49 70 61 37
www.tld-gse.com



SCHEMA ELECTRIQUE Electrical diagram	COMMANDE ROTATION BANDE <i>Belt rotation control</i>		DESSINE PAR D.C.	PLAN SOURCE 1117637_B
	NBL		DATE CREATION 04/01/2017	DATE IMPRESSION 10/01/2017
		1128922		16 / 24
		P/N		Rev.
				Folio

	1	2	3	4	5	6	7	8	9	10	11	12	13	14	15	16	17	18	19	20						
A																					PLAN SOURCE 1117637_B	DATE IMPRESSION 10/01/2017	A 18 / 24	Folio		
B																					DESSINE PAR D.C.	DATE CREATION 04/01/2017	1128922	P/N	Rev.	
C																					CONNECTEURS Connectors		SCHEMA ELECTRIQUE Electrical diagram		NBL	
D																										
E																					CONNECTEURS Connectors		SCHEMA ELECTRIQUE Electrical diagram		NBL	
F																										
G																					CONNECTEURS Connectors		SCHEMA ELECTRIQUE Electrical diagram		NBL	
H																										
I																					CONNECTEURS Connectors		SCHEMA ELECTRIQUE Electrical diagram		NBL	
J																										
K																					CONNECTEURS Connectors		SCHEMA ELECTRIQUE Electrical diagram		NBL	
L																										
M																					CONNECTEURS Connectors		SCHEMA ELECTRIQUE Electrical diagram		NBL	
N																										

A
B
C
D
E
F
G
H
I
J
K
L
M
N

1234567891011121314151617181920

COMMANDE<=50V

N° FOLIO		UNITES									
		0	1	2	3	4	5	6	7	8	9
DIZAINES	x		05	06		05	05	05			
	1x	05	05	05	05	05		05	05		
	2x	07		07	07	07	07	08	08	07	07
	3x	08	07	08	08	08	08	08	08	08	
	4x								08	08	
	5x									08	
	6x										
	7x										
	8x										
	9x										

COMMANDE<=50V

N° FOLIO		UNITES									
		0	1	2	3	4	5	6	7	8	9
DIZAINES	10x	10	10	06	09	06	06	06	06	09	06
	11x	10	09	10		06	10	10	06		06
	12x		06								
	13x	11			11						
	14x										
	15x										
	16x										
	17x										
	18x										
	19x										

COMMANDE<=50V

N° FOLIO		UNITES									
		0	1	2	3	4	5	6	7	8	9
DIZAINES	20x										
	21x										
	22x										
	23x										
	24x								13		
	25x		07	07	07						
	26x										
	27x										
	28x	15				15					
	29x										

COMMANDE<=50V

N° FOLIO		UNITES									
		0	1	2	3	4	5	6	7	8	9
DIZAINES	30x	12	14	14		14	14	14	14	14	14
	31x	14		14	15	15	15	15			
	32x	12				15					
	33x	12		12		12	13	13		12	13
	34x	13	13	13							
	35x										
	36x										
	37x										
	38x										
	39x										

PLAN SOURCE
1117637_B

DESSINE PAR
D.C.

DATE IMPRESSION
10/01/2017

DATE CREATION
04/01/2017

19 / 24

A

Rev.

Folio

TABLEAU DES REPERES DE FILS

List of the wiring

SCHEMA ELECTRIQUE

Electrical diagram

NBL

Etablissement de St LIN
10, rue des Carrières Moreau
79420 Saint Lin - FRANCE
Tel : +33 (0) 5 49 95 73 00
Fax : +33 (0) 5 49 70 61 37
www.tld-gse.com

A	1	2	3	4	5	6	7	8	9	10	11	12	13	14	15	16	17	18	19	20
B	COMMANDE<=50V																			
C																				
D																				
E																				
F																				
G																				
H																				
I																				
J																				
K																				
L																				
M																				
N																				


N° FOLIO		UNITES									
		0	1	2	3	4	5	6	7	8	9
DIZAINES	100x	05	05								

N° FOLIO		UNITES									
DIZAINES											

N° FOLIO		UNITES									
DIZAINES											

N° FOLIO		UNITES									
DIZAINES											

 <div>Etablissement de St LIN 10, rue des Carrières Moreau 79420 Saint Lin - FRANCE Tel : +33 (0) 5 49 95 73 00 Fax : +33 (0) 5 49 70 61 37 www.tld-gse.com</div>	SCHEMA ELECTRIQUE <i>Electrical diagram</i> NBL	TABLEAU DES REPERES DE FILS <i>List of the wiring</i>	DESSINE PAR D.C.	PLAN SOURCE 1117637_B	
			DATE CREATION 04/01/2017	DATE IMPRESSION 10/01/2017	
		1128922	A	20 / 24	
		P/N	Rev.	Folio	

	1	2	3	4	5	6	7	8	9	10	11	12	13	14	15	16	17	18	19	20																																																																																																																																																																																										
A	<table><thead><tr><th>FOLIO</th><th>REPERE</th><th>REFERENCE</th><th>DESIGNATION</th><th>QTE</th></tr></thead><tbody><tr><td>05</td><td>BR1</td><td>7500269</td><td>STRAP</td><td>1</td></tr><tr><td>05</td><td>BR3</td><td>7500269</td><td>STRAP</td><td>1</td></tr><tr><td>05</td><td>F1</td><td>041056</td><td>IN-LINE MAXI FUSE HOLDER</td><td>1</td></tr><tr><td>05</td><td></td><td>7533078</td><td>FUSE 50A</td><td>1</td></tr><tr><td>05</td><td>G1</td><td>7133019</td><td>BATTERY 12V 95AH</td><td>1</td></tr><tr><td>05</td><td>HL1</td><td>7600106</td><td>BULB;12V INDICATOR</td><td>1</td></tr><tr><td>05</td><td></td><td>7633143</td><td>INDICTOR, AMBER</td><td>1</td></tr><tr><td>05</td><td>HL2</td><td>7600104</td><td>LIGHT BODY RED</td><td>1</td></tr><tr><td>05</td><td></td><td>7600106</td><td>BULB;12V INDICATOR</td><td>1</td></tr><tr><td>05</td><td>KAPR</td><td>7400173</td><td>RELAY POWER 12V 30A</td><td>1</td></tr><tr><td>05</td><td>KMAL/1</td><td>1074319</td><td>TIMER RELAY,DELAY,DC12V,5PIN</td><td>1</td></tr><tr><td>05</td><td>P1</td><td>7700006</td><td>HOURLMETER 10A 32V</td><td>1</td></tr><tr><td>05</td><td>PRE1</td><td>1093554</td><td>PREHEATING RELAY,12V,DEUTZ</td><td>1</td></tr><tr><td>05</td><td>R2</td><td>7900002</td><td>RESISTOR 2W 100 OHMS</td><td>1</td></tr><tr><td>05</td><td>SA1</td><td>7300001</td><td>BATTERY DISCONNECTOR</td><td>1</td></tr><tr><td>06</td><td>BR15</td><td>7500269</td><td>STRAP</td><td>1</td></tr><tr><td>06</td><td>F10/8</td><td>7533049</td><td>CIRCUIT BREAKER 10A</td><td>1</td></tr><tr><td>06</td><td>F15/1</td><td>7533050</td><td>CIRCUIT BREAKER 15A</td><td>1</td></tr><tr><td>06</td><td>F50/1</td><td>7533078</td><td>FUSE 50A</td><td>1</td></tr><tr><td>06</td><td>GT1</td><td>1073303</td><td>LED FLASHER UNIT,12-24V</td><td>1</td></tr><tr><td>06</td><td>HA1</td><td>AL71005</td><td>HORN</td><td>1</td></tr><tr><td>06</td><td>HL3</td><td>7600103</td><td>SOCKET FOR GREEN LIGHT</td><td>1</td></tr><tr><td>06</td><td></td><td>7600106</td><td>BULB;12V INDICATOR</td><td>1</td></tr><tr><td>06</td><td>KMKL</td><td>7400173</td><td>RELAY POWER 12V 30A</td><td>1</td></tr><tr><td>06</td><td>SA4</td><td>7300306</td><td>SWITCH;3POSITIONS</td><td>1</td></tr><tr><td>06</td><td>SA5</td><td>7300367</td><td>BODY,22 CONTROLS,1xN/O,W/LED</td><td>1</td></tr><tr><td>06</td><td></td><td>7300378</td><td>HEAD,ILL.SELECT.SWITCH,YLW</td><td>1</td></tr><tr><td>06</td><td>SB1</td><td>7300212</td><td>PUSH BUTTON D12</td><td>1</td></tr><tr><td>06</td><td></td><td>7300213</td><td>SEAL CAP</td><td>1</td></tr><tr><td>07</td><td>BR2</td><td>7500269</td><td>STRAP</td><td>1</td></tr><tr><td>07</td><td>BR4</td><td>7500269</td><td>STRAP</td><td>1</td></tr><tr><td>07</td><td>F10/1</td><td>7533049</td><td>CIRCUIT BREAKER 10A</td><td>1</td></tr><tr><td>07</td><td>F5/1</td><td>7533048</td><td>CIRCUIT BREAKER 6A</td><td>1</td></tr><tr><td>07</td><td>F5/4</td><td>7533048</td><td>CIRCUIT BREAKER 6A</td><td>1</td></tr><tr><td>07</td><td>KADE</td><td>7400173</td><td>RELAY POWER 12V 30A</td><td>1</td></tr><tr><td>07</td><td>KAU1</td><td>7400170</td><td>RELAY, 12VDC, 70A</td><td>1</td></tr></tbody></table>																				FOLIO	REPERE	REFERENCE	DESIGNATION	QTE	05	BR1	7500269	STRAP	1	05	BR3	7500269	STRAP	1	05	F1	041056	IN-LINE MAXI FUSE HOLDER	1	05		7533078	FUSE 50A	1	05	G1	7133019	BATTERY 12V 95AH	1	05	HL1	7600106	BULB;12V INDICATOR	1	05		7633143	INDICTOR, AMBER	1	05	HL2	7600104	LIGHT BODY RED	1	05		7600106	BULB;12V INDICATOR	1	05	KAPR	7400173	RELAY POWER 12V 30A	1	05	KMAL/1	1074319	TIMER RELAY,DELAY,DC12V,5PIN	1	05	P1	7700006	HOURLMETER 10A 32V	1	05	PRE1	1093554	PREHEATING RELAY,12V,DEUTZ	1	05	R2	7900002	RESISTOR 2W 100 OHMS	1	05	SA1	7300001	BATTERY DISCONNECTOR	1	06	BR15	7500269	STRAP	1	06	F10/8	7533049	CIRCUIT BREAKER 10A	1	06	F15/1	7533050	CIRCUIT BREAKER 15A	1	06	F50/1	7533078	FUSE 50A	1	06	GT1	1073303	LED FLASHER UNIT,12-24V	1	06	HA1	AL71005	HORN	1	06	HL3	7600103	SOCKET FOR GREEN LIGHT	1	06		7600106	BULB;12V INDICATOR	1	06	KMKL	7400173	RELAY POWER 12V 30A	1	06	SA4	7300306	SWITCH;3POSITIONS	1	06	SA5	7300367	BODY,22 CONTROLS,1xN/O,W/LED	1	06		7300378	HEAD,ILL.SELECT.SWITCH,YLW	1	06	SB1	7300212	PUSH BUTTON D12	1	06		7300213	SEAL CAP	1	07	BR2	7500269	STRAP	1	07	BR4	7500269	STRAP	1	07	F10/1	7533049	CIRCUIT BREAKER 10A	1	07	F5/1	7533048	CIRCUIT BREAKER 6A	1	07	F5/4	7533048	CIRCUIT BREAKER 6A	1	07	KADE	7400173	RELAY POWER 12V 30A	1	07	KAU1	7400170	RELAY, 12VDC, 70A	1	
FOLIO																					REPERE	REFERENCE	DESIGNATION	QTE																																																																																																																																																																																						
05																					BR1	7500269	STRAP	1																																																																																																																																																																																						
05																					BR3	7500269	STRAP	1																																																																																																																																																																																						
05																					F1	041056	IN-LINE MAXI FUSE HOLDER	1																																																																																																																																																																																						
05																						7533078	FUSE 50A	1																																																																																																																																																																																						
05																					G1	7133019	BATTERY 12V 95AH	1																																																																																																																																																																																						
05																					HL1	7600106	BULB;12V INDICATOR	1																																																																																																																																																																																						
05																						7633143	INDICTOR, AMBER	1																																																																																																																																																																																						
05																					HL2	7600104	LIGHT BODY RED	1																																																																																																																																																																																						
05																						7600106	BULB;12V INDICATOR	1																																																																																																																																																																																						
05																					KAPR	7400173	RELAY POWER 12V 30A	1																																																																																																																																																																																						
05																					KMAL/1	1074319	TIMER RELAY,DELAY,DC12V,5PIN	1																																																																																																																																																																																						
05																					P1	7700006	HOURLMETER 10A 32V	1																																																																																																																																																																																						
05																					PRE1	1093554	PREHEATING RELAY,12V,DEUTZ	1																																																																																																																																																																																						
05																					R2	7900002	RESISTOR 2W 100 OHMS	1																																																																																																																																																																																						
05																					SA1	7300001	BATTERY DISCONNECTOR	1																																																																																																																																																																																						
06																					BR15	7500269	STRAP	1																																																																																																																																																																																						
06																					F10/8	7533049	CIRCUIT BREAKER 10A	1																																																																																																																																																																																						
06																					F15/1	7533050	CIRCUIT BREAKER 15A	1																																																																																																																																																																																						
06																					F50/1	7533078	FUSE 50A	1																																																																																																																																																																																						
06																					GT1	1073303	LED FLASHER UNIT,12-24V	1																																																																																																																																																																																						
06																					HA1	AL71005	HORN	1																																																																																																																																																																																						
06																					HL3	7600103	SOCKET FOR GREEN LIGHT	1																																																																																																																																																																																						
06																						7600106	BULB;12V INDICATOR	1																																																																																																																																																																																						
06																					KMKL	7400173	RELAY POWER 12V 30A	1																																																																																																																																																																																						
06																					SA4	7300306	SWITCH;3POSITIONS	1																																																																																																																																																																																						
06																					SA5	7300367	BODY,22 CONTROLS,1xN/O,W/LED	1																																																																																																																																																																																						
06																						7300378	HEAD,ILL.SELECT.SWITCH,YLW	1																																																																																																																																																																																						
06																					SB1	7300212	PUSH BUTTON D12	1																																																																																																																																																																																						
06																						7300213	SEAL CAP	1																																																																																																																																																																																						
07																					BR2	7500269	STRAP	1																																																																																																																																																																																						
07																					BR4	7500269	STRAP	1																																																																																																																																																																																						
07																					F10/1	7533049	CIRCUIT BREAKER 10A	1																																																																																																																																																																																						
07																					F5/1	7533048	CIRCUIT BREAKER 6A	1																																																																																																																																																																																						
07																					F5/4	7533048	CIRCUIT BREAKER 6A	1																																																																																																																																																																																						
07																					KADE	7400173	RELAY POWER 12V 30A	1																																																																																																																																																																																						
07																					KAU1	7400170	RELAY, 12VDC, 70A	1																																																																																																																																																																																						
B																																									PLAN SOURCE 1117637_B	DATE IMPRESSION 10/01/2017	A	21 / 24	Folio																																																																																																																																																																	
C																																									DESSINE PAR D.C.	DATE CREATION 04/01/2017	1128922	Rev.																																																																																																																																																																		
D																																									NOMENCLATURE Part list		P/N																																																																																																																																																																			
E																																									SCHEMA ELECTRIQUE Electrical diagram		NBL																																																																																																																																																																			
F																																									 Etablissement de St LIN 10, rue des Carrières Moreau 79420 Saint Lin - FRANCE Tel : +33 (0) 5 49 95 73 00 Fax : +33 (0) 5 49 70 61 37 www.tld-gse.com																																																																																																																																																																					
G																																									CE PLAN EST LA PROPRIETE INDUSTRIELLE DE TLD ET NE PEUT ETRE REPRODUIT, DUPLIQUE OU COMMUNIQUE SANS AUTORISATION.																																																																																																																																																																					
H																																																																																																																																																																																																														
I																																																																																																																																																																																																														
J																																																																																																																																																																																																														
K																																																																																																																																																																																																														
L																																																																																																																																																																																																														
M																																																																																																																																																																																																														
N																																																																																																																																																																																																														

	1	2	3	4	5	6	7	8	9	10	11	12	13	14	15	16	17	18	19	20																																																																																																																																																																																														
A	<table><thead><tr><th>FOLIO</th><th>REPERE</th><th>REFERENCE</th><th>DESIGNATION</th><th>QTE</th></tr></thead><tbody><tr><td>07</td><td>SA2</td><td>7333054</td><td>IGNITION KEY SWITCH,K11</td><td>1</td></tr><tr><td>07</td><td>SB2</td><td>7300361</td><td>STICKER</td><td>1</td></tr><tr><td>07</td><td></td><td>7300362</td><td>EMERGENCY STOP BUTTON</td><td>1</td></tr><tr><td>07</td><td>SB3</td><td>1037414</td><td>EMERGENCY SWITCH</td><td>1</td></tr><tr><td>07</td><td>SB4</td><td>1037414</td><td>EMERGENCY SWITCH</td><td>1</td></tr><tr><td>07</td><td>SB6</td><td>1037414</td><td>EMERGENCY SWITCH</td><td>1</td></tr><tr><td>08</td><td>BL2</td><td>7333186</td><td>FUEL GAUGE TRANSMITTER</td><td>1</td></tr><tr><td>08</td><td>BP1</td><td>5000102-228</td><td>MANO-CONTACT PRESSD'HUILE</td><td>1</td></tr><tr><td>08</td><td>BR9</td><td>7500269</td><td>STRAP</td><td>1</td></tr><tr><td>08</td><td>BT1</td><td>5000146-001</td><td>SONDE TEMPERATURE EAU</td><td>1</td></tr><tr><td>08</td><td>F5/5</td><td>7533048</td><td>CIRCUIT BREAKER 6A</td><td>1</td></tr><tr><td>08</td><td>F5/8</td><td>7533048</td><td>CIRCUIT BREAKER 6A</td><td>1</td></tr><tr><td>08</td><td>HL4</td><td>7600104</td><td>LIGHT BODY RED</td><td>1</td></tr><tr><td>08</td><td></td><td>7600106</td><td>BULB;12V INDICATOR</td><td>1</td></tr><tr><td>08</td><td>HL5</td><td>7600104</td><td>LIGHT BODY RED</td><td>1</td></tr><tr><td>08</td><td></td><td>7600106</td><td>BULB;12V INDICATOR</td><td>1</td></tr><tr><td>08</td><td>KMDE</td><td>7400173</td><td>RELAY POWER 12V 30A</td><td>1</td></tr><tr><td>08</td><td>P2</td><td>7700003</td><td>FUEL LEVEL INDICATOR</td><td>1</td></tr><tr><td>09</td><td>E1</td><td>1093810</td><td>ORANGE LED LIGHT,12-24VDC</td><td>1</td></tr><tr><td>09</td><td></td><td>1093813</td><td>2 FUNCT LED LIGHT,18W,12-24VDC</td><td>1</td></tr><tr><td>09</td><td></td><td>1111629</td><td>ASSY FRONT LEFT LIGHT</td><td>1</td></tr><tr><td>09</td><td>E2</td><td>1093810</td><td>ORANGE LED LIGHT,12-24VDC</td><td>1</td></tr><tr><td>09</td><td></td><td>1093813</td><td>2 FUNCT LED LIGHT,18W,12-24VDC</td><td>1</td></tr><tr><td>09</td><td></td><td>1111630</td><td>ASSY FRONT RIGHT LIGHT</td><td>1</td></tr><tr><td>09</td><td>E3</td><td>1051363</td><td>LED LIGHT,4 FUNCTIONS</td><td>1</td></tr><tr><td>09</td><td>E4</td><td>1051363</td><td>LED LIGHT,4 FUNCTIONS</td><td>1</td></tr><tr><td>09</td><td>F10/5</td><td>7533050</td><td>CIRCUIT BREAKER 15A</td><td>1</td></tr><tr><td>09</td><td>SA6</td><td>7300306</td><td>SWITCH;3POSITIONS</td><td>1</td></tr><tr><td>10</td><td>BL1</td><td>AL71214</td><td>SONDE NIVEAU LIQUIDE FREIN</td><td>1</td></tr><tr><td>10</td><td>F10/10</td><td>7533049</td><td>CIRCUIT BREAKER 10A</td><td>1</td></tr><tr><td>10</td><td>HA2</td><td>1049734</td><td>BUZZER,12-24V,97dB INTER IP68</td><td>1</td></tr><tr><td>10</td><td>HL6</td><td>7600104</td><td>LIGHT BODY RED</td><td>1</td></tr><tr><td>10</td><td></td><td>7600106</td><td>BULB;12V INDICATOR</td><td>1</td></tr><tr><td>10</td><td>KA11</td><td>7400092</td><td>SUPPORT,RELAY,4RT</td><td>1</td></tr><tr><td>10</td><td></td><td>7400147</td><td>RELAY,12V,4OC,7A</td><td>1</td></tr><tr><td>10</td><td>KA16</td><td>7400182</td><td>BRACKET RELAY 2RT</td><td>1</td></tr></tbody></table>																				FOLIO	REPERE	REFERENCE	DESIGNATION	QTE	07	SA2	7333054	IGNITION KEY SWITCH,K11	1	07	SB2	7300361	STICKER	1	07		7300362	EMERGENCY STOP BUTTON	1	07	SB3	1037414	EMERGENCY SWITCH	1	07	SB4	1037414	EMERGENCY SWITCH	1	07	SB6	1037414	EMERGENCY SWITCH	1	08	BL2	7333186	FUEL GAUGE TRANSMITTER	1	08	BP1	5000102-228	MANO-CONTACT PRESSD'HUILE	1	08	BR9	7500269	STRAP	1	08	BT1	5000146-001	SONDE TEMPERATURE EAU	1	08	F5/5	7533048	CIRCUIT BREAKER 6A	1	08	F5/8	7533048	CIRCUIT BREAKER 6A	1	08	HL4	7600104	LIGHT BODY RED	1	08		7600106	BULB;12V INDICATOR	1	08	HL5	7600104	LIGHT BODY RED	1	08		7600106	BULB;12V INDICATOR	1	08	KMDE	7400173	RELAY POWER 12V 30A	1	08	P2	7700003	FUEL LEVEL INDICATOR	1	09	E1	1093810	ORANGE LED LIGHT,12-24VDC	1	09		1093813	2 FUNCT LED LIGHT,18W,12-24VDC	1	09		1111629	ASSY FRONT LEFT LIGHT	1	09	E2	1093810	ORANGE LED LIGHT,12-24VDC	1	09		1093813	2 FUNCT LED LIGHT,18W,12-24VDC	1	09		1111630	ASSY FRONT RIGHT LIGHT	1	09	E3	1051363	LED LIGHT,4 FUNCTIONS	1	09	E4	1051363	LED LIGHT,4 FUNCTIONS	1	09	F10/5	7533050	CIRCUIT BREAKER 15A	1	09	SA6	7300306	SWITCH;3POSITIONS	1	10	BL1	AL71214	SONDE NIVEAU LIQUIDE FREIN	1	10	F10/10	7533049	CIRCUIT BREAKER 10A	1	10	HA2	1049734	BUZZER,12-24V,97dB INTER IP68	1	10	HL6	7600104	LIGHT BODY RED	1	10		7600106	BULB;12V INDICATOR	1	10	KA11	7400092	SUPPORT,RELAY,4RT	1	10		7400147	RELAY,12V,4OC,7A	1	10	KA16	7400182	BRACKET RELAY 2RT	1	PLAN SOURCE 1117637_B	DATE IMPRESSION 10/01/2017	A	22 / 24	Folio
FOLIO																					REPERE	REFERENCE	DESIGNATION	QTE																																																																																																																																																																																										
07																					SA2	7333054	IGNITION KEY SWITCH,K11	1																																																																																																																																																																																										
07																					SB2	7300361	STICKER	1																																																																																																																																																																																										
07																						7300362	EMERGENCY STOP BUTTON	1																																																																																																																																																																																										
07																					SB3	1037414	EMERGENCY SWITCH	1																																																																																																																																																																																										
07																					SB4	1037414	EMERGENCY SWITCH	1																																																																																																																																																																																										
07																					SB6	1037414	EMERGENCY SWITCH	1																																																																																																																																																																																										
08																					BL2	7333186	FUEL GAUGE TRANSMITTER	1																																																																																																																																																																																										
08																					BP1	5000102-228	MANO-CONTACT PRESSD'HUILE	1																																																																																																																																																																																										
08																					BR9	7500269	STRAP	1																																																																																																																																																																																										
08																					BT1	5000146-001	SONDE TEMPERATURE EAU	1																																																																																																																																																																																										
08																					F5/5	7533048	CIRCUIT BREAKER 6A	1																																																																																																																																																																																										
08																					F5/8	7533048	CIRCUIT BREAKER 6A	1																																																																																																																																																																																										
08																					HL4	7600104	LIGHT BODY RED	1																																																																																																																																																																																										
08																						7600106	BULB;12V INDICATOR	1																																																																																																																																																																																										
08																					HL5	7600104	LIGHT BODY RED	1																																																																																																																																																																																										
08																						7600106	BULB;12V INDICATOR	1																																																																																																																																																																																										
08																					KMDE	7400173	RELAY POWER 12V 30A	1																																																																																																																																																																																										
08																					P2	7700003	FUEL LEVEL INDICATOR	1																																																																																																																																																																																										
09																					E1	1093810	ORANGE LED LIGHT,12-24VDC	1																																																																																																																																																																																										
09																						1093813	2 FUNCT LED LIGHT,18W,12-24VDC	1																																																																																																																																																																																										
09																						1111629	ASSY FRONT LEFT LIGHT	1																																																																																																																																																																																										
09																					E2	1093810	ORANGE LED LIGHT,12-24VDC	1																																																																																																																																																																																										
09																						1093813	2 FUNCT LED LIGHT,18W,12-24VDC	1																																																																																																																																																																																										
09																						1111630	ASSY FRONT RIGHT LIGHT	1																																																																																																																																																																																										
09																					E3	1051363	LED LIGHT,4 FUNCTIONS	1																																																																																																																																																																																										
09																					E4	1051363	LED LIGHT,4 FUNCTIONS	1																																																																																																																																																																																										
09	F10/5	7533050	CIRCUIT BREAKER 15A	1																																																																																																																																																																																																														
09	SA6	7300306	SWITCH;3POSITIONS	1																																																																																																																																																																																																														
10	BL1	AL71214	SONDE NIVEAU LIQUIDE FREIN	1																																																																																																																																																																																																														
10	F10/10	7533049	CIRCUIT BREAKER 10A	1																																																																																																																																																																																																														
10	HA2	1049734	BUZZER,12-24V,97dB INTER IP68	1																																																																																																																																																																																																														
10	HL6	7600104	LIGHT BODY RED	1																																																																																																																																																																																																														
10		7600106	BULB;12V INDICATOR	1																																																																																																																																																																																																														
10	KA11	7400092	SUPPORT,RELAY,4RT	1																																																																																																																																																																																																														
10		7400147	RELAY,12V,4OC,7A	1																																																																																																																																																																																																														
10	KA16	7400182	BRACKET RELAY 2RT	1																																																																																																																																																																																																														
B	DESSINE PAR D.C.	DATE CREATION 04/01/2017	1128922		Rev.																																																																																																																																																																																																													
C	NOMENCLATURE Part list				P/N																																																																																																																																																																																																													
D																																																																																																																																																																																																																		
E																																																																																																																																																																																																																		
F																																																																																																																																																																																																																		
G																																																																																																																																																																																																																		
H	SCHEMA ELECTRIQUE Electrical diagram				NBL																																																																																																																																																																																																													
I																																																																																																																																																																																																																		
J																																																																																																																																																																																																																		
K																																																																																																																																																																																																																		
L																																																																																																																																																																																																																		
M	TLD Etablissement de St LIN 10, rue des Carrières Moreau 79420 Saint Lin - FRANCE Tel : +33 (0) 5 49 95 73 00 Fax : +33 (0) 5 49 70 61 37 www.tld-gse.com																																																																																																																																																																																																																	
N																																																																																																																																																																																																																		
CE PLAN EST LA PROPRIETE INDUSTRIELLE DE TLD ET NE PEUT ETRE REPRODUIT, DUPLIQUE, OU COMMUNIQUE SANS AUTORISATION																																																																																																																																																																																																																		

